

Curious Cubs Parent Guide



The Discovery Club

Prepared by Lyndene Wright

Name: _____

My name is _____



My phone number is _____

My Birthday is _____



My Parent's names are:

Mom: _____

Dad _____

At the beginning:

At the end:

I am _____ inches tall

I am _____ inches tall

I weigh _____ pounds

I weigh _____ pounds

To the Parent:

This booklet details all the learning activities the Little Lamb program includes. It is imperative that you familiarize yourself with the program and prepare you child for each Class. Before each class please take the time to complete the monthly preparation sheet and bring it with your child to class. The teacher will return the yellow copy to you, so that you may follow up with any work that your child did not complete.

BASIC REQUIREMENTS

1. Attend the program a minimum of 6 month.
2. Memorize the Discovery pledge and law.
3. Earn the Curious Cubs reading award.
4. Learn the Club Song.
5. Memorize John 14:15 and Exodus 20:8,9

MY GOD

1. Learn to pray to Jesus.
2. Memorize the bold parts of The Lord's Prayer.
3. Memorize Philippians 4:4 and Proverbs 3:5
4. Earn the honor awards: Bible Discovery and Jesus' Birth

MY FAMILY

1. Do 5 activities to help in the family.
2. Cheerfully participate in family worship a minimum of 10 times.
3. Memorize Ephesians 6:2 and Ephesians 6:1
4. Earn the honor awards: Little Helper and Junior Chef

MY WORLD

1. Memorize the Pledge of Allegiance.
2. Learn to recognize the days of Creation.
3. Learn the five categories of animals and learn 3 of each.
4. Memorize Genesis 1:1 and Psalms 24:1
5. Earn the honor awards: ABC's and Travel

MY SELF

1. Do 5 activities to show you are independent.
2. Learn the following Memory Verses: Proverbs 22:6 and Proverbs 20:11
3. Learn your telephone number, birthday and parent's names.
4. Earn the honor awards: I am Big Kid and Little Athlete

Basic Requirements



Memory Verses

John 14:15

“If you love Me, you will keep My Commandments.”

Exodus 20:8

“Remember the Sabbath day, to keep it holy.”

Pledge and Law

**Because Jesus loves me
I Will always do my best**

Jesus can help me

Be Obedient

Be Pure

Be True

Be Kind

Be Respectful

Be Attentive

Be Helpful

Be Cheerful

Be Thoughtful

Be Reverent



Basic Requirements

Reading Certificate

As a rule of thumb, take your child's age in years, subtract it from 7, then multiply by 2.
This is the minimum number of times you should read each story before going to the next.
Young children benefit greatly from repetition.

From My Bible Storybook or similar book
begin a systematic reading of Old Testament beginning with Moses

Sabbath is My Favorite Day by Karen Nicola

"Where's Moo Cow/Tig's Tale" by Paul B. Ricchiuti

"Pokey the Runaway Bear" by Ethel Maxine Neff

Bonus Books

Sally the Runaway Monkey by Ethel Maxine Neff

Packy the Runaway Elephant by Ethel Maxine Neff

Learn the Discovery Club Song

We are the Discovery Club
We're learning every day
We want to be like Jesus
At home at church at play.

My God

Memory Verses

Philippians 4:4



“Rejoice in the Lord always; again I will say, rejoice.”

Proverbs 3:5

“Trust in the Lord with all your heart, and do not lean on your own understanding.”

The Lord's Prayer

Learn the Bold part of the Lord's Prayer

Our Father, which art in heaven

Hallowed be thy name

Thy Kingdom come

Thy will be done

In earth as it is in heaven

Give us this day our daily bread

And forgive us our debts

as we forgive our debtors

Lead us not into temptation

But deliver us from evil

For thine is the Kingdom

And the Power

And the Glory forever

Amen.

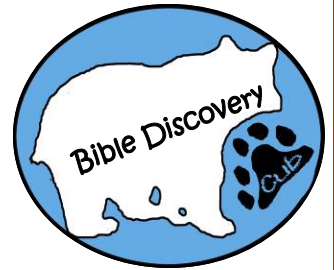
Learn to pray by yourself.

My God

Bible Discovery

Do 6 of the following activities

*The starred activities are required.



1. Practice treating the Bible Properly.*
2. Who gave us the Bible ?*
3. How many books are there in the Bible?
4. Name the two testaments.
5. Learn the names of the first 5 books in the Old Testament
6. Learn the names of the first 5 books in the New Testament.
7. Learn the names of the first man and woman.
6. Learn the names of Jesus' 3 special friends?
9. Learn the song "The B-I-B-L-E"

Birth of Jesus

Do 6 of the following activities

*The starred activities are required.



1. Who were Jesus' parents?*
2. In what city was Jesus born?*
3. Where did his parent's find a place to stay?
4. Who told the shepherds about Jesus?
5. How did the wise men find Jesus?
6. Tell about the gifts they brought to Jesus?
7. Why did the king want to know where Jesus was?
8. How did God protect the family?
9. Where did they go?

My Family



Memory Verses

Ephesians 6:2

“Honor your father and your mother which is the first commandment with a promise.”

Ephesians 6:1

“Children, obey your parents in the Lord.”

Family Worship

Cheerfully participate in family worship a minimum of 10 times.

My Family

Things I do at home

Do 5 of the following activities

*Parents: - Circle and initial completed items.



Help with the dishes



Set the table



Put away your toys



Fold your clothes



Water the plants



Make your bed



Help with the Vacuuming



Make your lunch



Dust the furniture



Empty the trash



Help with the groceries



Do something kind

My Family

Little Helpers

Do 6 of the following activities

*The starred activities are required.



1. Learn to be courteous at home.*
2. Do something kind for mommy.
3. Do something kind for daddy.
4. Do a special chore with mommy happily.
5. Do a special chore with daddy happily.
6. Do one of your chores without being reminded.
7. Do something kind for a grandparent.
8. Do something kind for a brother or sister.
9. Why is Jesus happy when we are kind and helpful?*

Junior Chef

Do 6 of the following activities

*The starred activities are required.



1. Wash your hands before eating or cooking.*
2. Learn to make a sandwich.
3. Learn to pour a liquid without spilling.
4. Help prepare one dish for dinner.
5. Help make a simple dessert.
6. Help plan a good menu for your family.
7. Set the table.
8. Help clear the table after a meal.
9. Why does God want us to eat good food?*

My World

Memory Verses

Genesis 1:1



"In the beginning God created the heavens and the earth."

Psalms 24:1


"The earth is the Lord's and everything in it."

Pledge of Allegiance

I pledge allegiance to the flag of the
United States of America
And to the republic for which it stands

One nation, under God, indivisible
With liberty and justice for all.


Memorize the bold part. The other part is optional.




My World

Creation

Identify what God made by pointing to each of the illustrations below.
Learn about 10 animal and bird sounds.



Day 2




Day 1



Day 3




Day 5



Day 4



Day 6



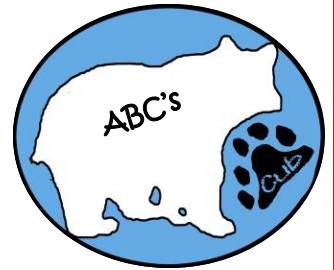
Day 7

My World

ABC's

Do 6 of the following activities

*The starred activities are required.



1. Sing the ABC song from memory.*
2. Correctly do an alphabet puzzle.
3. Learn to spell and write your name.
4. Recognize on sight the 26 letters?
5. Practice printing upper and lowercase letters.
6. Tell 1 thing that start with each letter.
7. Learn how to spell the word BIBLE.*
8. Sing the B-I-B-L-E song from memory
9. Learn about a Bible person whose name starts with the same letter as your name.

Travel

Do 6 of the following activities

*The starred activities are required.



1. What state do you live in?*
2. Locate your state on a U.S. map.*
3. Name a state next to yours.
4. Locate this state on a U.S. map?
5. Color the states you have visited on a map.
6. Learn about 5 ways to travel.
7. Do a U.S. puzzle.
8. Locate the U.S. on a globe?
9. How will we get to heaven?

My Self

Memory Verses

Proverbs 22:6

“Train a child in the way he should go.”

Proverbs 20:11

“Even a child is known by his actions.”



Personal Information

Learn your telephone number.

Learn your birthdate.

Learn you Parent's names.

My Self

Things I Can Do For Myself

Do 5 of the following activities

Parents; Circle and initial completed items.



Brush your hair



Pick out proper clothes



Brush your teeth



Tie your shoes



Say your prayers



Wash your hands



Zip your pants



Button your shirt



Practice Proper table Manners



Take a bath



Put your clothes in hamper



Get ready for bed

My Self

Big Kids

Do 6 of the following activities

*The starred activities are required.



1. Brush your teeth 3 times a day.*
2. Wash your hands before each meal.
3. Wash and comb your hair.
4. Wipe your feet before entering the house.
5. Buckle up in your car seat or booster.
6. Wash thoroughly when taking a bath.
7. Clean your fingernails and toenails.
8. Get ready for bed cheerfully.
9. Pray to Jesus before bed.

Little Athlete

Do 6 of the following activities

*The starred activities are required.



1. Learn an action song.
2. Play a follow the leader game.
3. Play a game using bean bags.
4. Play a running game.
5. Play a game using balls.
6. Play a jumping or leap frog game.
7. Play a start and stop game.
8. Drink water before and during exercise.*
9. Do a simple obstacle course.*

Enrichment

Crayons and Markers

Do 6 of the following activities

*The starred activities are required.



1. Name the eight basic colors of crayons.*
2. What happens when a crayon gets hot?
3. What are crayons made of?
4. Why do markers need a cap?
5. Know the proper use of crayons and markers.
6. Color a Bible story with crayons or markers.
7. Color a picture with markers.
8. Color a picture with crayons.
9. Name a boy who had a coat of many colors.*

Shapes and Sizes

Do 6 of the following activities

*The starred activities are required.



1. Know the difference between a circle and an oval.
2. Know the difference between a square and a rectangle.
3. How many sides does a triangle have?
4. Name three shapes that have 4 sides.
5. Sort items by small, medium and large.
6. Play a game using shapes and sizes.
7. Take a walk and look for different shapes.*
8. Make a picture using different shapes and sizes.*
9. Build something with blocks of various shapes and sizes.

Enrichment

Left and Right

Do 6 of the following activities

*The starred activities are required.



1. Play Simon says using left and right.
2. Sing a song using left and right.
3. Learn which faucet is hot and which is cold.
4. Put shoes on the correct feet.
5. Practice marching with left and right feet.
6. Learn which hand you write with.
7. Which hand does your mother write with?
8. Which hand does your father write with?
9. Who wanted to sit on the right and left of Jesus?*

God Made Me

Do 6 of the following activities

*The starred activities are required.



1. What color are your eyes?
2. What color is your hair?
3. Count your fingers and toes.
4. What is your mouth used for?
5. Learn why exercise keeps you healthy.
6. Learn why we need to sleep.
7. Learn the importance of Cleanliness"
8. Know the 12 parts of your body.*
9. Tell why your body is the temple of God.*

Enrichment

Clay and Dough

Do 6 of the following activities

*The starred activities are required.

1. What is the difference between clay and dough?
2. How do you store clay or dough?
3. Make a handprint in clay or dough.
4. Form clay or dough in a ball shape.
5. Roll the clay or dough in a flat shape
6. Make shapes with cookie cutters.
7. Make an object of your choice.*
8. What did God make Adam from?*
9. Watch someone make homemade dough.



Cutting and Scissors

Do 6 of the following activities

*The starred activities are required.

1. Know safety rules for scissors.
2. Know safety rules for a butter knife.
3. Cut a straight line in construction paper.
4. Cut a circle out of construction paper.
5. Cut out an irregular shape.
6. Use a knife to spread butter on bread.
7. Carefully cut your sandwich in half.
8. Make an art project using shapes you cut.*
9. Who lost his strength when his hair was cut?*



Enrichment

Field Trips and Activities



Take a trip to the zoo and answer questions about the trip.



Visit a farm and answer questions about the trip.

Parent Responsibility

The staff takes their responsibility very seriously for the education of your children, both spiritually and cognitively. But since we only meet once a month, your child's success in the program depends primarily on your dedication to the program. Please be considerate of your child's teachers time, by doing your part to prepare your child prior to each meeting, and not missing meetings. Remember we are all volunteers.


To a very great extent the mother holds in her own hands the destiny of her children. She is dealing with developing minds and characters, working not alone for time, but for eternity. She is sowing seed that will spring up and bear fruit, either for good or for evil. She has not to paint a form of beauty upon canvas or to chisel it from marble, but to impress upon a human soul the image of the divine. Especially during their early years the responsibility rests upon her of forming the character of her children. The impressions now made upon their developing minds will remain with them all through life. Parents should direct the instruction and training of their children while very young, to the end that they may be Christians. They are placed in our care to be trained, not as heirs to the throne of an earthly empire, but as kings unto God, to reign through unending ages.

Patriarchs and Prophets pp. 244

The Discovery Club Classes

Baby Birds
Little Lambs
Curious Cubs
Eager Beavers

for 1-2 year olds
For 3 year olds
for 4 year olds
for 5 year olds



Wright Publications

Lyndene@wrightpublications.org

Copyrighted by Lyndene Wright 2006

Updated for 2009